

# Connect Nevada: Strengthening Youth, Empowering Families

---

## Outcomes and Assessments System – Generating Reports

### Overview

Upon completion of assessments within Magellan's outcomes and assessments system (accessed via Availity Essentials), you may want to generate reports for internal use and/or to share with families, care teams, or the youth within care. This step-by-step guide will demonstrate how to generate the various reports available.

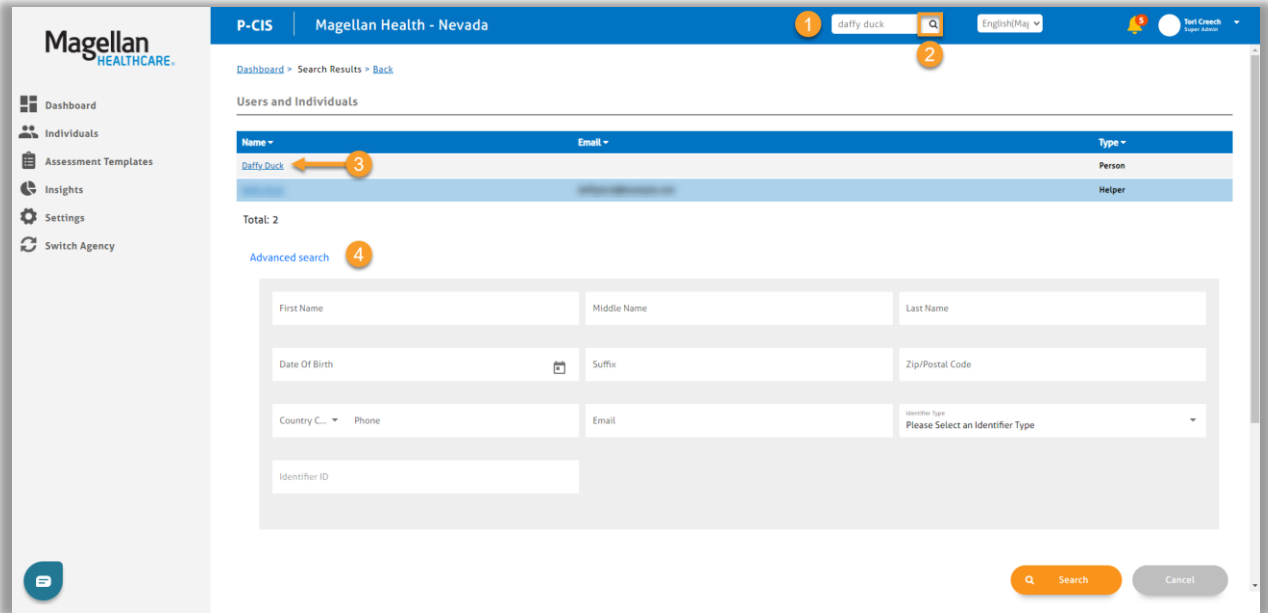
### Locate the youth within the outcomes and assessments system

There are three ways to access an Individual in the outcome and assessments system:

1. Using the Search Bar at the top of the page.
2. Using the Individuals module on the left navigation ribbon.
3. Using the Individuals table on the Dashboard.

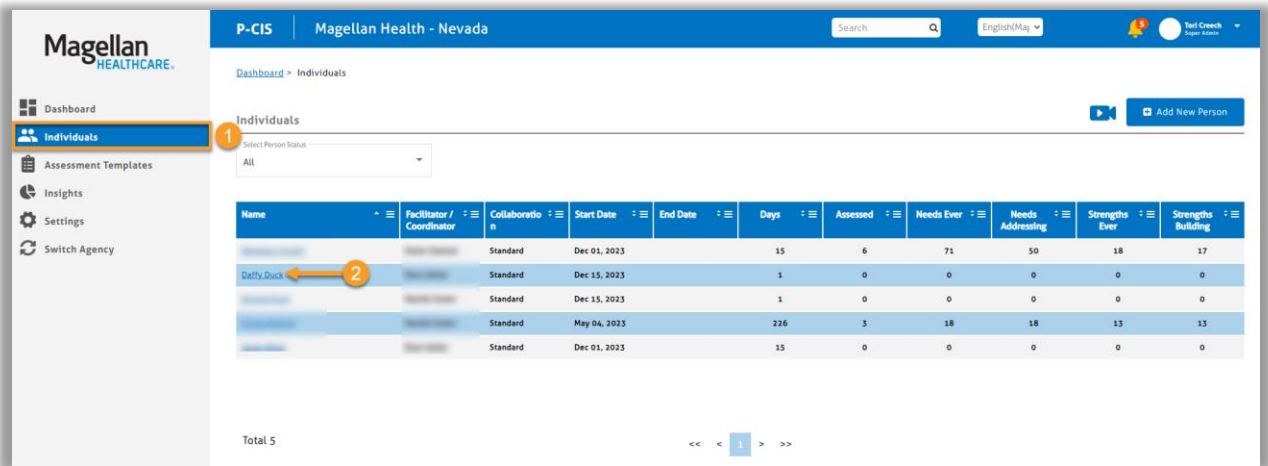
#### Option 1: Locate the youth via the Search bar

1. From the Dashboard, type the youth's name into the **Search** bar at the top of the page.
2. Click the **magnifying glass** icon *or* press **Enter** on your keyboard.
3. Locate the appropriate youth within the search results and click the hyperlinked name to navigate to the youth's profile.
4. If needed, use the **Advanced Search** option to narrow the search results further.



### Option 2: Locate the youth via the Individuals module

1. From the Dashboard, select the **Individuals** module on the left navigation ribbon.
2. Locate the appropriate youth within the Individuals list and click the hyperlinked name to navigate to the youth's profile.



### Option 3: Locate the youth via the Individuals table on the P-CIS dashboard

1. From the Dashboard, scroll down to the **Individuals** section.
2. Locate the appropriate youth within the Individuals list and click the hyperlinked name to navigate to the youth's profile.

Magellan HEALTHCARE

P-CIS | Magellan Health - Nevada

Total 5 | Total 18

Users

Name	Helping	Days	Assessments	Needs Ever	Needs Addressing	Strengths Ever	Strengths Building
	0	0	0	0	0	0	0
	1	15	5	71	50	18	17
	2	223	2	18	18	13	13
	0	0	0	0	0	0	0
	1	15	0	0	0	0	0
	1	1	0	0	0	0	0

Total 6

Dashboard > Individuals

Individuals 1

Name	Facilitator / Coordinator	Collaboration	Start Date	End Date	Days	Assessed	Needs Ever	Needs Addressing	Strengths Ever	Strengths Building
Daffy Duck		Standard	Dec 01, 2023		15	6	71	50	18	17
		Standard	Dec 15, 2023		1	0	0	0	0	0
		Standard	Dec 15, 2023		1	0	0	0	0	0
		Standard	May 04, 2023		226	3	18	18	13	13
		Standard	Dec 01, 2023		15	0	0	0	0	0

Total 5

## Generate the report

- From the youth's profile, click the **Reports** tab.
- Select the report filters you would like to utilize for the report.
  - Collaboration** – Filter by a specified time frame or lifetime (all) assessments available.
  - Data Source** – Filter by the method information was collected for the assessment.
 

**NOTE:** Within this drop down, there will be an option to show a **Super Story**. If you select this option, it will automatically compile a Story Map view of *all* assessment information to date.
- Under the **Select an Assessment to view report** section, select the assessment for which you would like to generate the report by clicking the appropriate radio button.

P-CIS | Magellan Health - Nevada

Search | English(Mag) | Tori Crech Super Admin

Dashboard > Donald Duck

Donald Duck  
DOB: Dec 13, 2002

Profile | Questionnaires | Notifications | Reports 1

Select report filters: Collaboration: Lifetime | Data Source: Communitric 2

Select an Assessment to view report: 3

ID	Abbreviation	Assessment Template Name	Reminder Schedule	Alert Schedule
<input checked="" type="radio"/>	43	CAN	Clone of Nevada Child & Adolescent Needs & Strengths CANS	
<input type="radio"/>	44	CIS	Clone of Nevada CIS	

- From the report screen, you have a few options to view:
  - Story Map** – This default setting displays an overall view of the youth's assessment results.

- 1) **Select a time** – Select which individual assessment of the type you would like to view for the youth based on when it was entered.
- 2) If applicable, you can drag and drop items under the **Needs for Focus** section to arrange priorities.

**Underlying Items**

Item	Rating
TRM-Criminal Acts	2
TRM-Medical Trauma	2
TSS-Hyperarousal	2
TSS-Numbing	2
TRM-Disruption	Yes

**Action Items**

**Needs for Focus**

Item	Rating	Priority
CFD-Cultural Stress	3	1
BEND-Adjustment to Tra...	2	2
BEND-Attachment	2	3
BEND-Conduct	2	4
BEND-Eating Disturbance	2	5
BEND-Psychosis	2	6
CNS-Developmental	2	7
CNS-Safety	2	8
CNS-Supervision	2	9
LDF-Communication	2	10
LDF-Developmental	2	11
LDF-School	2	12
LDF-Social Functioning	2	13
RBD-Delinquency	2	14
RBD-Misbehavior	2	15

**Strengths to Build or Present**

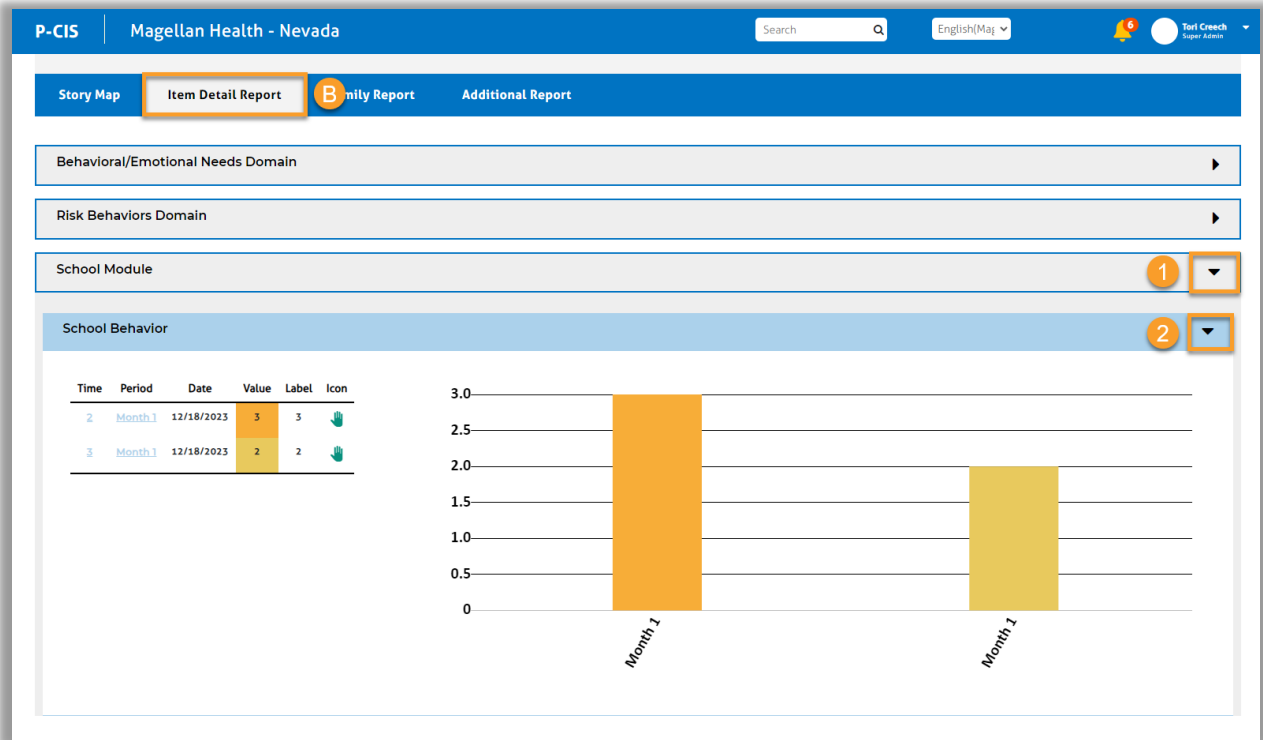
Item	Rating	Use/Build
SD-Spiritual Religious	3	Build
SD-Interpersonal	2	Build
SD-Natural Supports	2	Build
SD-Resourcefulness	2	Build
SD-Talents Interests	2	Build
CNS-Organization	1	Build
SD-Cultural Identity	1	Build
SD-Educational	1	Build
SD-Family Strengths	1	Build
SD-Relationship	1	Build
CNS-Knowledge	0	Use
CNS-Military Transiti...	0	Use
CNS-Social Resources	0	Use
SD-Community Life	0	Use
SD-Optimism	0	Use

**Needs in Background**

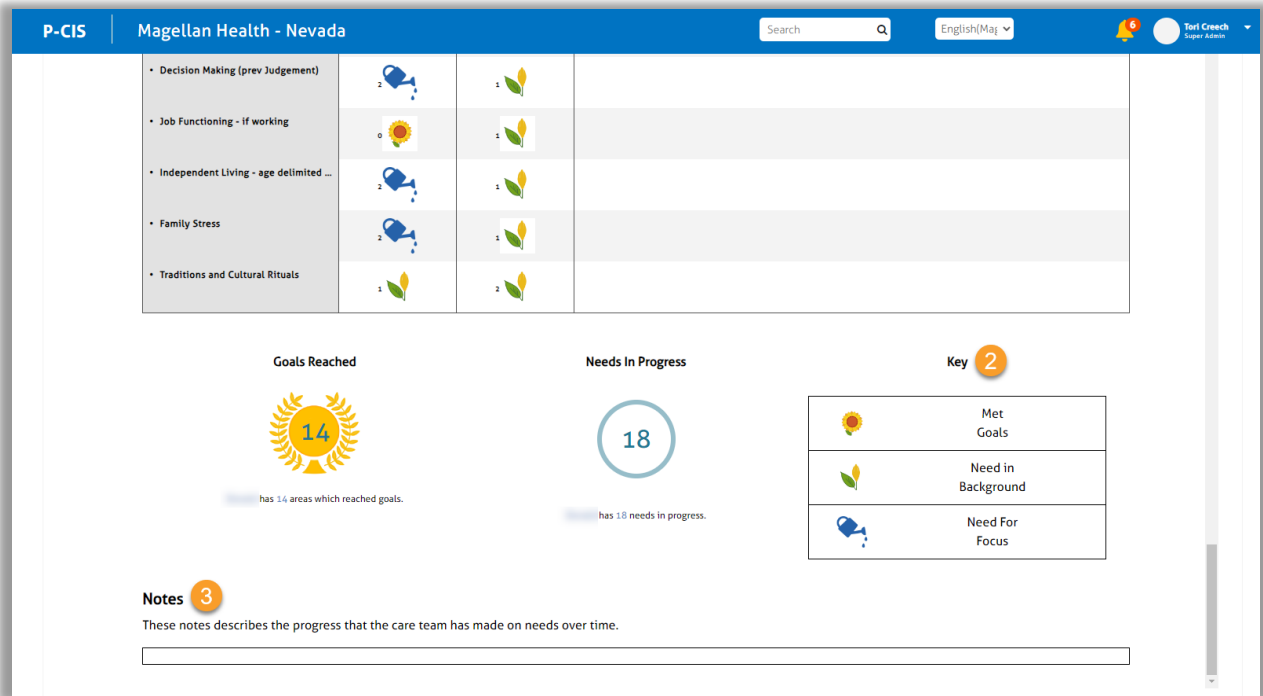
Item	Rating
CFD-Traditions Rituals	2
BEND-Anger Control	1
BEND-Anxiety	1
BEND-Behav Regression	1
BEND-Depression	1
BEND-Oppositional Behavior	1
CNS-Family Stress	1
CNS-Involvement	1
CNS-Res Stability	1
CNS-Substance Use	1
LDF-Decision Making	1
LDF-Family	1
LDF-Independent Living	1
LDF-Job Functioning	1
LDF-Medical	1

**B. Item Detail Report** – Generates a report for specific items within the select assessment.

- 1) Click the **caret** ► next to a section to expand and see the subcategories within that section.
- 2) If applicable, click the caret next to the selected subcategory to see specific items and their scores.



- C. **Family Report** – Allows you to generate PDF family reports for printing and sharing with people in care, families, and care teams. There are several family reports that could be generated based on the assessment that is selected. The reports generate based on the assessment question responses. The available family reports will be based on the information gathered from the specific assessment selected.
- 1) Each Family Report available for the selected assessment will show longitudinal data to reflect the youth’s assessments over time.
  - 2) Each Family Report will include a **Key** at the bottom to indicate what the various icons within the report represent.
  - 3) Each Family Report will include a **Notes** section that can be used to describe progress over time.



4) To download reports as a shareable PDF, click the **Download Report** hyperlink at the top of the report.

The screenshot shows the P-CIS interface with a list of assessment templates:

ID	Abbreviation	Assessment Template Name	Reminder Schedule	Alert Schedule
43	CAN	Clone of Nevada Child & Adolescent Needs & Strengths CANS		
44	CIS	Clone of Nevada CIS		

Below the list, there are tabs for "Story Map", "Item Detail Report", "Family Report", and "Additional Report". The "Family Reports" section includes a "Download Report" button (highlighted with an orange box) and a "Family Report" link.

The "Family Report" section displays the following information:

- Name:** [Redacted] **ID:** 74
- Individual Magellan CANS Strengths Report**
- Description:** "This report shows an individual's Magellan CANS: CAN strengths. Strengths are helpful qualities for an individual. Strengths may change over time as circumstances change."
- Date of Report:** 12/18/2023 **Report Period:** 12/15/2023 - 12/18/2023
- Text:** "Donald has 5 strengths to use and 9 strengths to build. In the graph below, each bar represents a date when an assessment was completed to show progress over time. The following table highlights changes to individual strengths on the two most recent assessments. Badges at the end of the report summarize the number of current strengths to use or build."
- Graph Title:** "Number of Strengths to Use on Each Assessment"

D. **Additional Report** – If configured for your organization/agency, additional reports will display here, which may include clinical reports. If configured and shown, they will display the most recent version of the selected assessment. Click the hyperlinked assessment name to open the report.

Select report filters:

Collaboration  
Lifetime

Data Source

Select a Assessment to view report:

ID	Instrument	Assessment Template Name	Reminder Schedule	Alert Schedule
43	CAN	Clone of Nevada Child & Adolescent Needs & Strengths CANS		

- Story Map
- Item Detail Report
- Family Report
- Additional Report**

CANS

File Home View

Export

### Clone of Nevada Child & Adolescent Needs & Strengths CANS

Description: CHILD AND ADOLESCENT NEEDS AND STRENGTHS (CANS 3.0)

Strengths Domain	Time 2 12/15/2023
Family Strengths	1
Interpersonal	2