

Connect Nevada: Strengthening Youth, Empowering Families

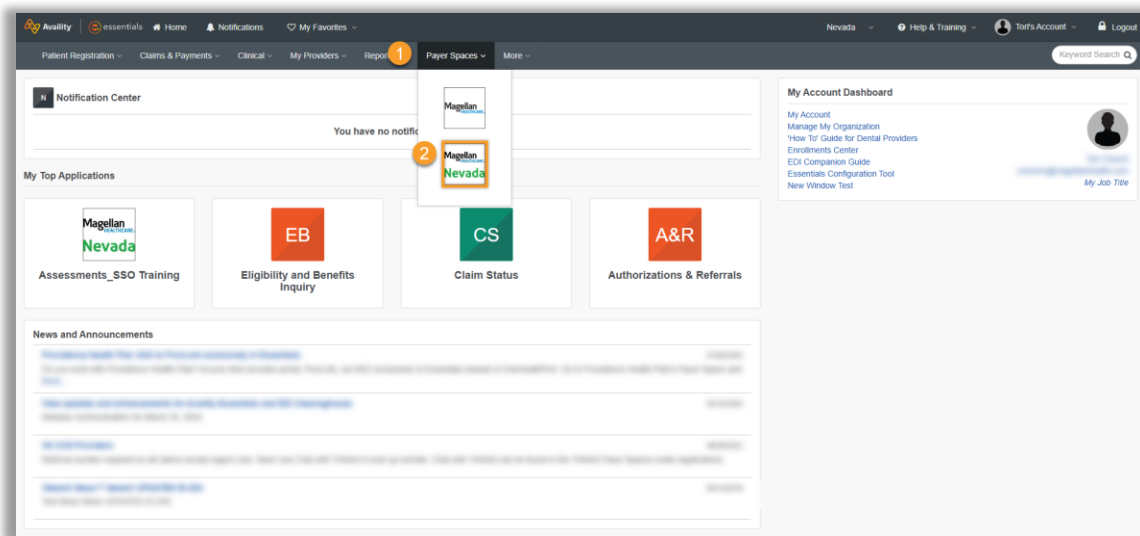
Outcomes and Assessments System – Accessing the System via Availity Essentials

Overview

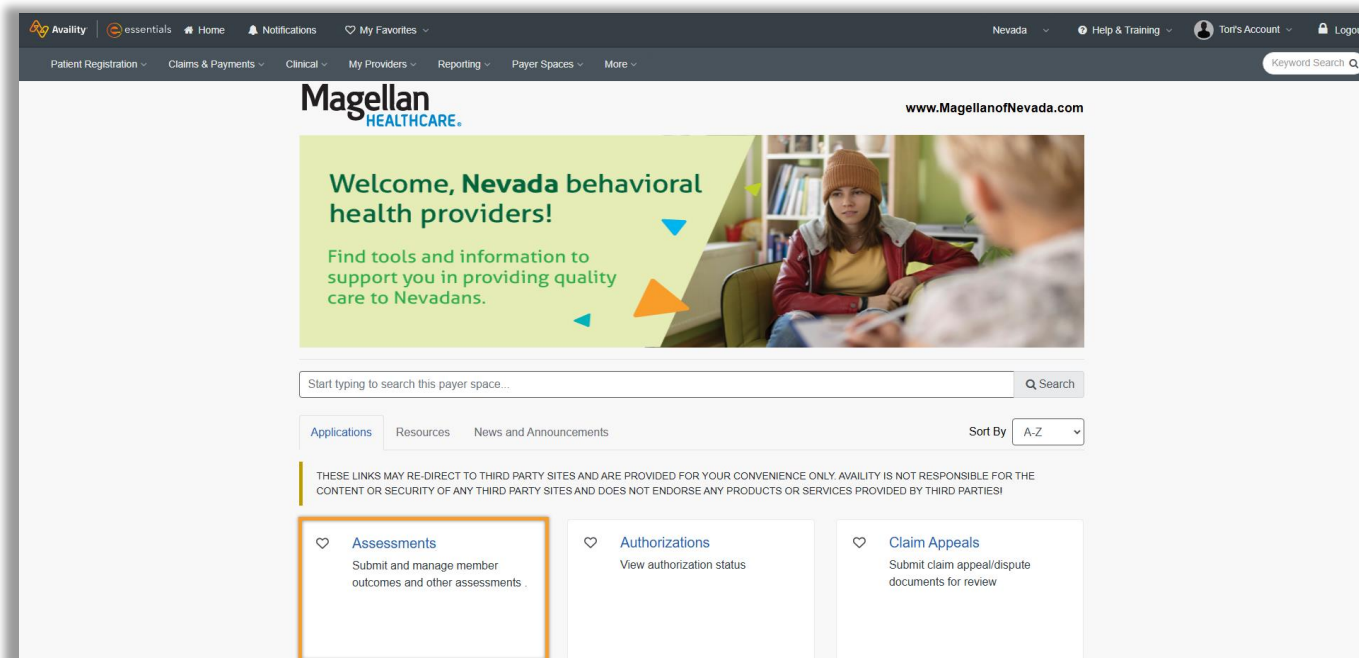
Magellan’s outcomes and assessments system must be accessed via Availity Essentials. The outcomes and assessments system uses the same single sign-on login as your Availity Essentials account, meaning there is one less username and password to remember. This step-by-step guide will walk through how to access the outcomes and assessments system via the Magellan Healthcare payer space within Availity Essentials.

Logging into the outcomes and assessments system

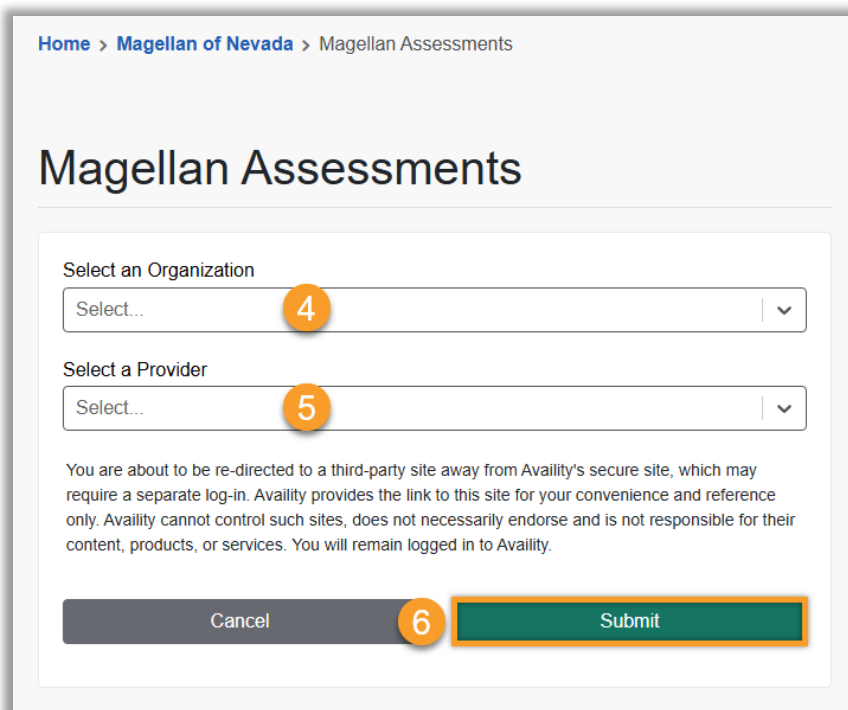
1. From Availity Essentials, click the **Payer Spaces** drop-down in the top menu.
2. Select the **Magellan Healthcare Nevada** tile.



3. From the Magellan Healthcare payer space, click the **Assessments** tile.



4. From the **Select an Organization** drop-down, select the Organization you are a part of based on the name and Tax ID shown.
NOTE: If you are only part of one Organization, it will auto populate in this drop-down.
5. From the **Select a Provider** drop-down, select your name.
6. Click **Submit**.



7. You will automatically be directed to your dashboard in the outcomes and assessments system.

Magellan HEALTHCARE. P-CIS [Your Organization Name] Search English(Ma) [User Profile]

Individuals Helping

Helping
0
Individuals
Directly Helping:
0

Needs

Top	Item	Instrument	Helping	Improved
No Records Found				

Total Needs Items

Notifications

Individual	Type	Date	Details
No Records Found			

Strengths

Top	Item	Instrument	Helping	Improved
No Records Found				

Total Strengths Items

Users

Name	Helping	Days	Assessments	Needs Ever	Needs Addressing	Strengths Ever	Strengths Building
Tori Cozach	0	0	0	0	0	0	0
Total 1							

Dashboard > Individuals